

Winking Owl Drawing

Draw a winking owl inspired by a vintage classic owl cookie jar from the '70s.

You will need:

- [Six-Step Instructions](#) printed on copy paper
- 8 1/2" X 11" sheet white copy paper
- Chalk pastels
- [Spray fixative](#) (or hairspray)
- Black marker
- Pencil and eraser

Display a picture of a completed [Winking Owl Drawing](#) to get artists and crafters excited to try this art project.



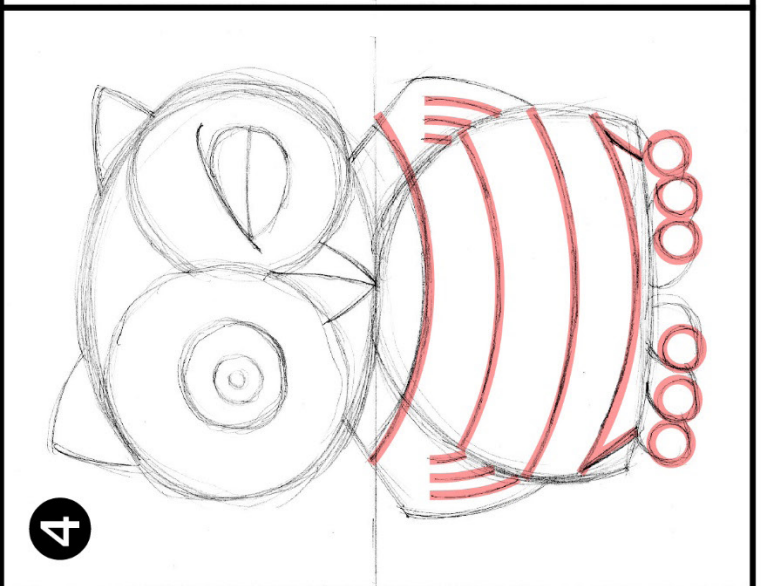


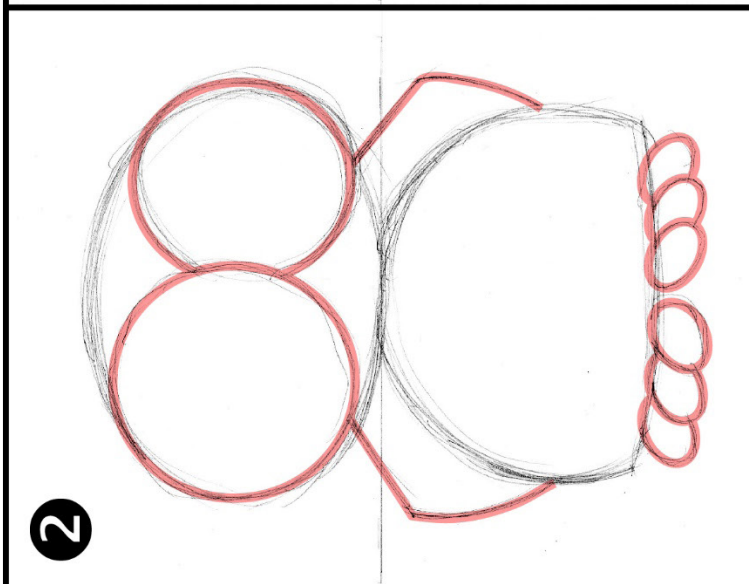

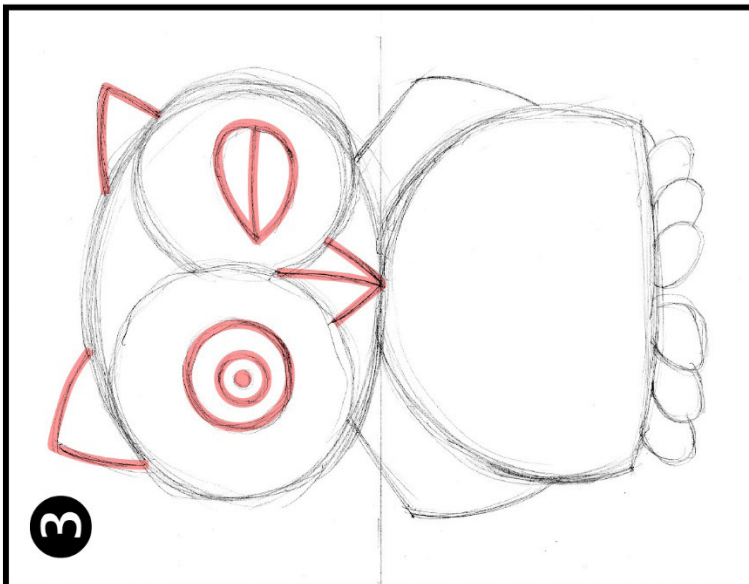
Six-Step Instructions:

1. Position your paper vertically and use a pencil to draw a horizontal guideline across the middle. Sketch a 6"-wide oval above the guideline and a 6"-wide half circle below the guideline.
2. Draw circles for the eyes about the size of a tennis ball. Add lines for the wings that begin from the lower part of the eyes. Give the owl 1"-long oval toes.
3. Draw triangle tufts on top of the head and a triangular beak. Draw an open eye with the outer circle measuring about 1 1/2". Add a smaller circle and pupil to the open eye. Draw an almond shape with a line in the middle for the winking eye.
4. Sketch four curved lines spaced evenly down the body as guidelines for drawing feathers. Add three short lines on each wing, lines to define the outside edge of the legs, and six 1/2" circles to indicate owl claws.
5. Start defining details at the top of the head. To resemble the classic cookie jar, make the large circles around the eyes look flower-like and use scalloped lines to define feather shapes along the guidelines on the body.
6. Use a black marker to trace the pencil lines you want to keep. Allow the ink to dry for 10 minutes and then erase all the pencil lines. You can keep your masterpiece as is or color it with chalk pastels. To keep the pastels from smearing, spray with fixative or hairspray. Sign, frame, and proudly display!

Smart Cookie

Owl décor, including cookie jars, were very popular in the 1970s. They became an emblem of the growing environmental movement and were seen as wise and pure. The cookie jar this project was based on was made by the Atlantic Mold Company, which is best known for its ceramic Christmas trees.







Winking Owl Drawing